

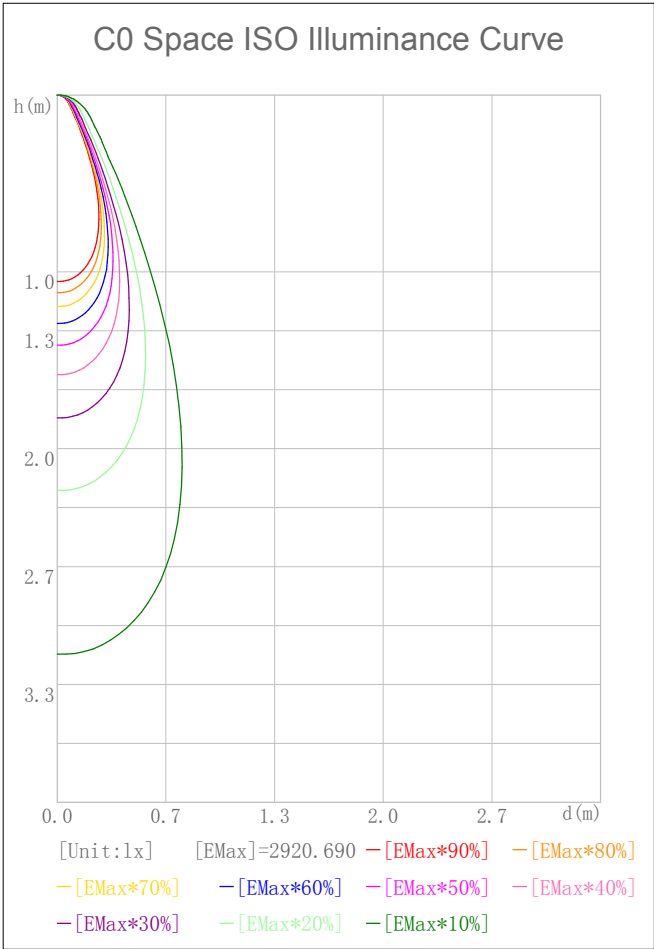
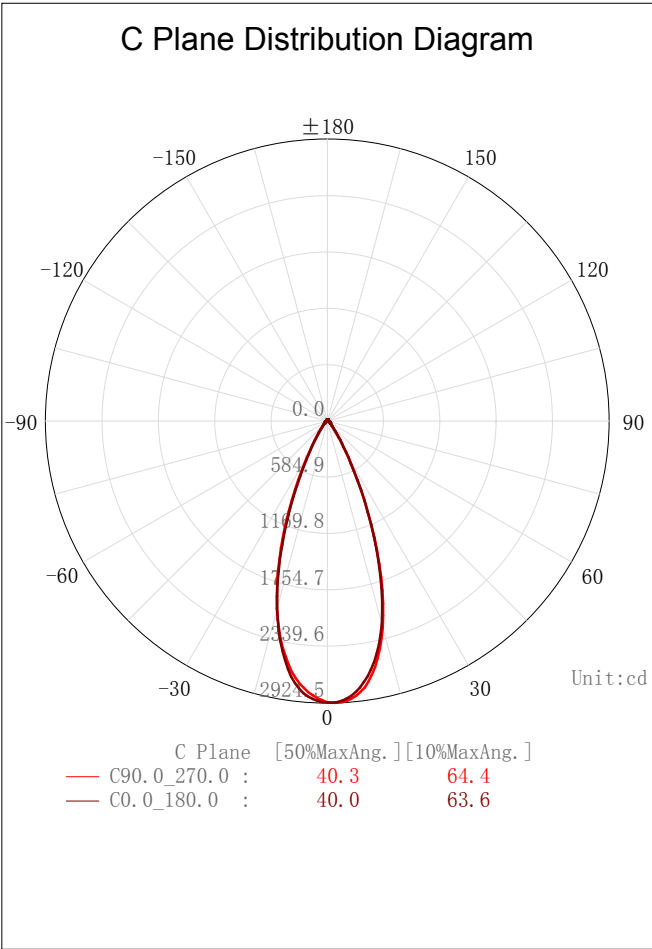
Indoor Luminaire Photometric Data

Description Information

Luminary Name: TR04-20-XX-01 3000K RA90 36D		Lum. Catalog:	Test ID: QIU MEI
Lamp Name:		Lamp Catalog: LED	Test Date: 2019/09/05
Manufacture: Shenzhen Norming Lighting Co., Ltd		Shld.Ang(°):	Test Machine:GON-2000
Test Lab: Quality Department		Frequency(Hz):	Lamp CCT(K): Ra:
Lum.Size(W*L*H):0.060m*0.060m*0.250m		Lum.Area(m2):0.019	Lum.W(kg): 0.000
Test System: C, γ	Test Step: C=90.0 γ=1.0	Temp.(°C): 25	Humidity(%): 50.0

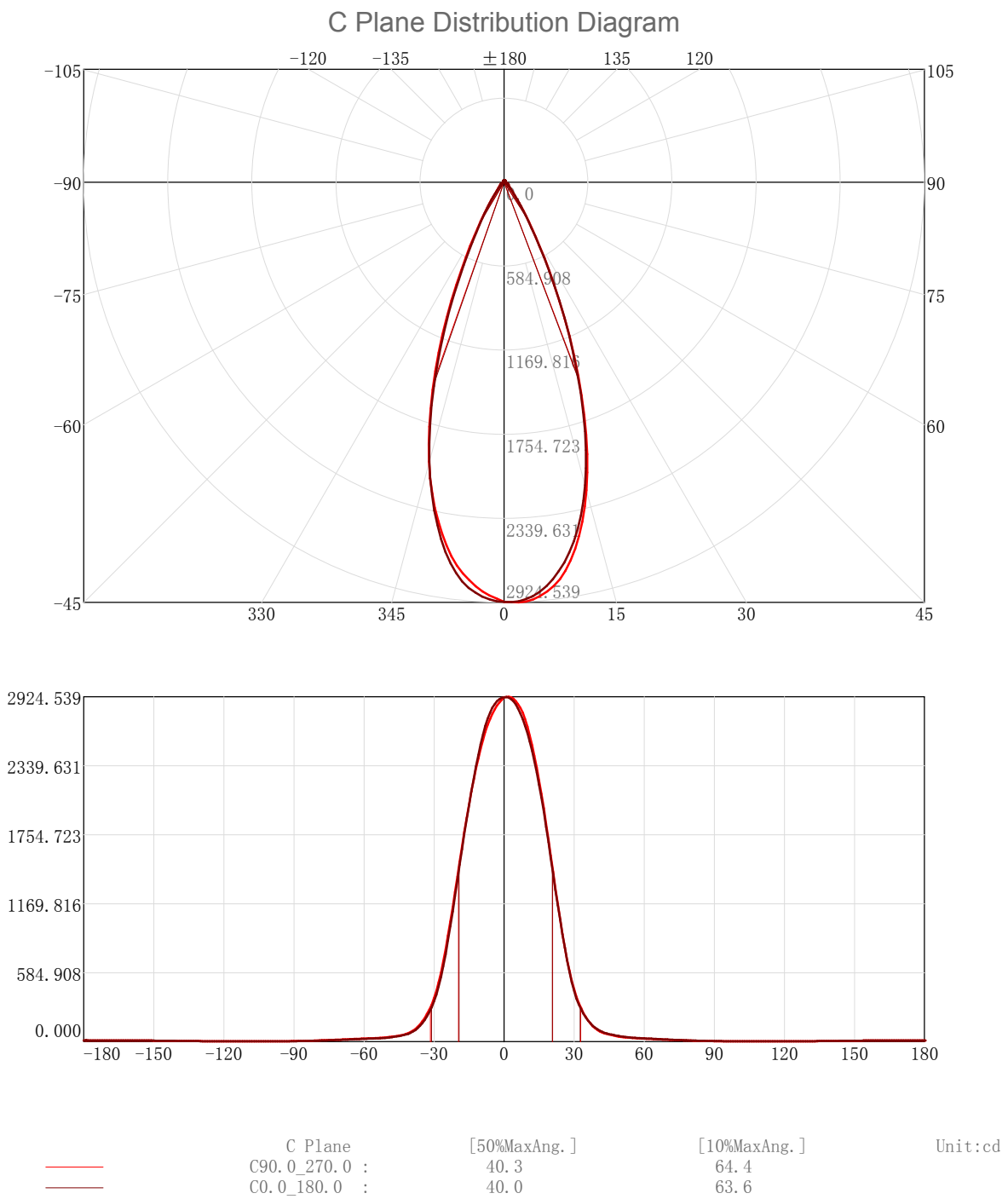
Character Parameter

Lamp Speciality Parameter		Luminaire Speciality Parameter	
Rated Flux(lm): 1509.590	Luminary Flux(lm): 1509.587	Field Angle(10%Imax): 64.4(°)	
Rated Power(W):	Luminary Efficiency: 100.00%	Down Lumens&Percent: 1470.389lm 97.40%	
Rated Voltage(V):	Luminary EER(lm/W): 78.583	Up Lumens&Percent: 39.198lm 2.60%	
Tested Power(W): 19.210	Max. Candela(cd): 2924.539	S/MH: C0_a180=0.657 C90_270=0.662	
Lamps' Inside: 1	Max Cand@Ang.(°): C=90.0 γ=2.0	CIE Type: Semi-Direct	
Tested Electrics(V, A, pf):239.8, 0.082, 0.976		ErP Φuse(90°): 1373.757lm	
Lamp Size(W*L*H):0.060m*0.060m*0.250m	Left=-19.5°, Right=20.8°	IRF(%): 422.218	



2D Plane Light Intensity Distribution Curve

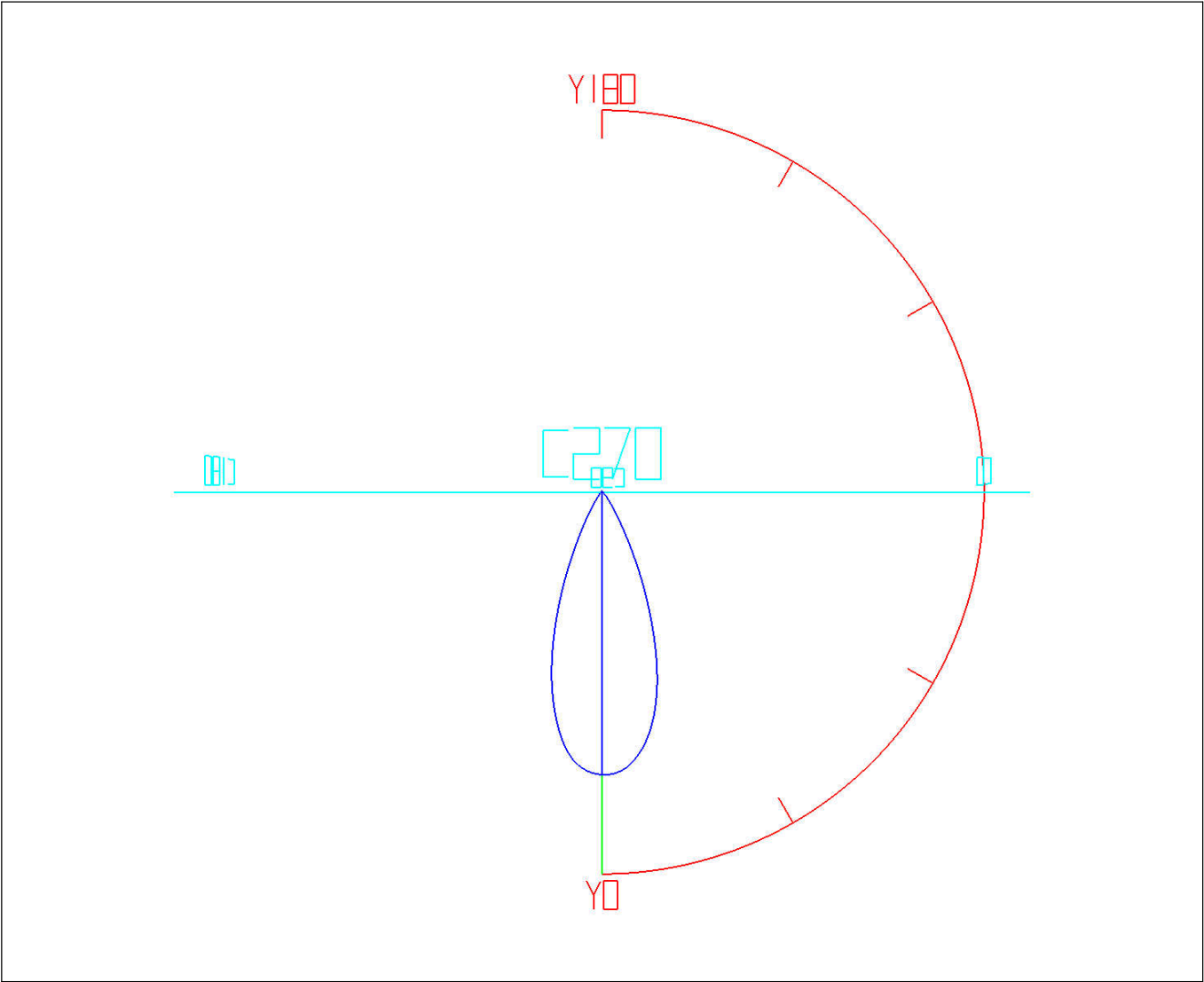
Lum. Name:TR04-20-XX-01 3000K RA90 36D	Lum. Catelog:	Test ID:QIU MEI
Lamp Name:	Lamp Catelog:LED	Test Lab:Quality Department
Manufacture:Shenzhen Norming Lighting Co., Ltd	Test Machine:GON-2000	Test Date:2019/09/05



3D Light Intensity Distribution Modal

Lum. Name:TR04-20-XX-01 3000K RA90 36D	Lum. Catelog:	Test ID:QIU MEI
Lamp Name:	Lamp Catelog:LED	Test Lab:Quality Department
Manufacture:Shenzhen Norming Lighting Co., Ltd	Test Machine:GON-2000	Test Date:2019/09/05

3D Light Intensity Distribution Modal



Curves:

View Angles:

3D Model

Orient:0

Fixture

Tilt:0

Vert. HUD

Roll:0

Hori. HUD

Spin:0

IES Indoor Report

Photometric Filename:TR04-20-XX-01 3000K RA90 36D.IES

Zonal Flux Tabulation									
Zone ( γ )	Zone Flux (lm)	Sums Flux (lm)	Zone%Lamp	Sums%Lamp	Zone ( γ )	Zone Flux (lm)	Sums Flux (lm)	Zone%Lamp	Sums%Lamp
0.0-1.0	2.79	2.79	0.18	0.18	47.0-48.0	3.91	1386.72	0.26	91.86
1.0-2.0	8.35	11.14	0.55	0.74	48.0-49.0	3.68	1390.40	0.24	92.10
2.0-3.0	13.86	25.01	0.92	1.66	49.0-50.0	3.49	1393.90	0.23	92.34
3.0-4.0	19.28	44.28	1.28	2.93	50.0-51.0	3.34	1397.24	0.22	92.56
4.0-5.0	24.56	68.84	1.63	4.56	51.0-52.0	3.22	1400.46	0.21	92.77
5.0-6.0	29.66	98.50	1.96	6.52	52.0-53.0	3.12	1403.58	0.21	92.98
6.0-7.0	34.53	133.03	2.29	8.81	53.0-54.0	3.02	1406.59	0.20	93.18
7.0-8.0	39.12	172.15	2.59	11.40	54.0-55.0	2.93	1409.53	0.19	93.37
8.0-9.0	43.36	215.52	2.87	14.28	55.0-56.0	2.86	1412.39	0.19	93.56
9.0-10.0	47.20	262.72	3.13	17.40	56.0-57.0	2.81	1415.20	0.19	93.75
10.0-11.0	50.62	313.34	3.35	20.76	57.0-58.0	2.76	1417.95	0.18	93.93
11.0-12.0	53.57	366.91	3.55	24.31	58.0-59.0	2.71	1420.66	0.18	94.11
12.0-13.0	56.02	422.93	3.71	28.02	59.0-60.0	2.65	1423.31	0.18	94.28
13.0-14.0	57.94	480.87	3.84	31.85	60.0-61.0	2.60	1425.91	0.17	94.46
14.0-15.0	59.28	540.15	3.93	35.78	61.0-62.0	2.54	1428.45	0.17	94.62
15.0-16.0	59.99	600.14	3.97	39.75	62.0-63.0	2.48	1430.92	0.16	94.79
16.0-17.0	60.04	660.17	3.98	43.73	63.0-64.0	2.41	1433.33	0.16	94.95
17.0-18.0	59.45	719.62	3.94	47.67	64.0-65.0	2.34	1435.67	0.15	95.10
18.0-19.0	58.22	777.85	3.86	51.53	65.0-66.0	2.26	1437.92	0.15	95.25
19.0-20.0	56.43	834.27	3.74	55.26	66.0-67.0	2.18	1440.10	0.14	95.40
20.0-21.0	54.08	888.35	3.58	58.85	67.0-68.0	2.10	1442.20	0.14	95.54
21.0-22.0	51.27	939.62	3.40	62.24	68.0-69.0	2.02	1444.21	0.13	95.67
22.0-23.0	48.08	987.70	3.19	65.43	69.0-70.0	1.94	1446.16	0.13	95.80
23.0-24.0	44.57	1032.28	2.95	68.38	70.0-71.0	1.86	1448.02	0.12	95.92
24.0-25.0	40.82	1073.09	2.70	71.09	71.0-72.0	1.79	1449.81	0.12	96.04
25.0-26.0	37.00	1110.09	2.45	73.54	72.0-73.0	1.71	1451.52	0.11	96.15
26.0-27.0	33.24	1143.34	2.20	75.74	73.0-74.0	1.64	1453.15	0.11	96.26
27.0-28.0	29.65	1172.99	1.96	77.70	74.0-75.0	1.56	1454.72	0.10	96.37
28.0-29.0	26.32	1199.31	1.74	79.45	75.0-76.0	1.49	1456.21	0.10	96.46
29.0-30.0	23.27	1222.58	1.54	80.99	76.0-77.0	1.42	1457.63	0.09	96.56
30.0-31.0	20.53	1243.11	1.36	82.35	77.0-78.0	1.35	1458.99	0.09	96.65
31.0-32.0	18.14	1261.25	1.20	83.55	78.0-79.0	1.29	1460.27	0.09	96.73
32.0-33.0	16.06	1277.31	1.06	84.61	79.0-80.0	1.22	1461.49	0.08	96.81
33.0-34.0	14.21	1291.52	0.94	85.55	80.0-81.0	1.15	1462.65	0.08	96.89
34.0-35.0	12.55	1304.07	0.83	86.39	81.0-82.0	1.09	1463.74	0.07	96.96
35.0-36.0	11.07	1315.14	0.73	87.12	82.0-83.0	1.03	1464.77	0.07	97.03
36.0-37.0	9.76	1324.90	0.65	87.77	83.0-84.0	0.97	1465.74	0.06	97.10
37.0-38.0	8.62	1333.52	0.57	88.34	84.0-85.0	0.91	1466.65	0.06	97.16
38.0-39.0	7.64	1341.16	0.51	88.84	85.0-86.0	0.85	1467.50	0.06	97.21
39.0-40.0	6.82	1347.98	0.45	89.29	86.0-87.0	0.80	1468.30	0.05	97.26
40.0-41.0	6.15	1354.13	0.41	89.70	87.0-88.0	0.74	1469.04	0.05	97.31
41.0-42.0	5.60	1359.73	0.37	90.07	88.0-89.0	0.69	1469.73	0.05	97.36
42.0-43.0	5.18	1364.91	0.34	90.42	89.0-90.0	0.65	1470.39	0.04	97.40
43.0-44.0	4.85	1369.76	0.32	90.74	90.0-91.0	0.63	1471.02	0.04	97.45
44.0-45.0	4.58	1374.34	0.30	91.04	91.0-92.0	0.62	1471.64	0.04	97.49
45.0-46.0	4.35	1378.69	0.29	91.33	92.0-93.0	0.60	1472.24	0.04	97.53
46.0-47.0	4.13	1382.81	0.27	91.60	93.0-94.0	0.59	1472.83	0.04	97.56

IES Indoor Report

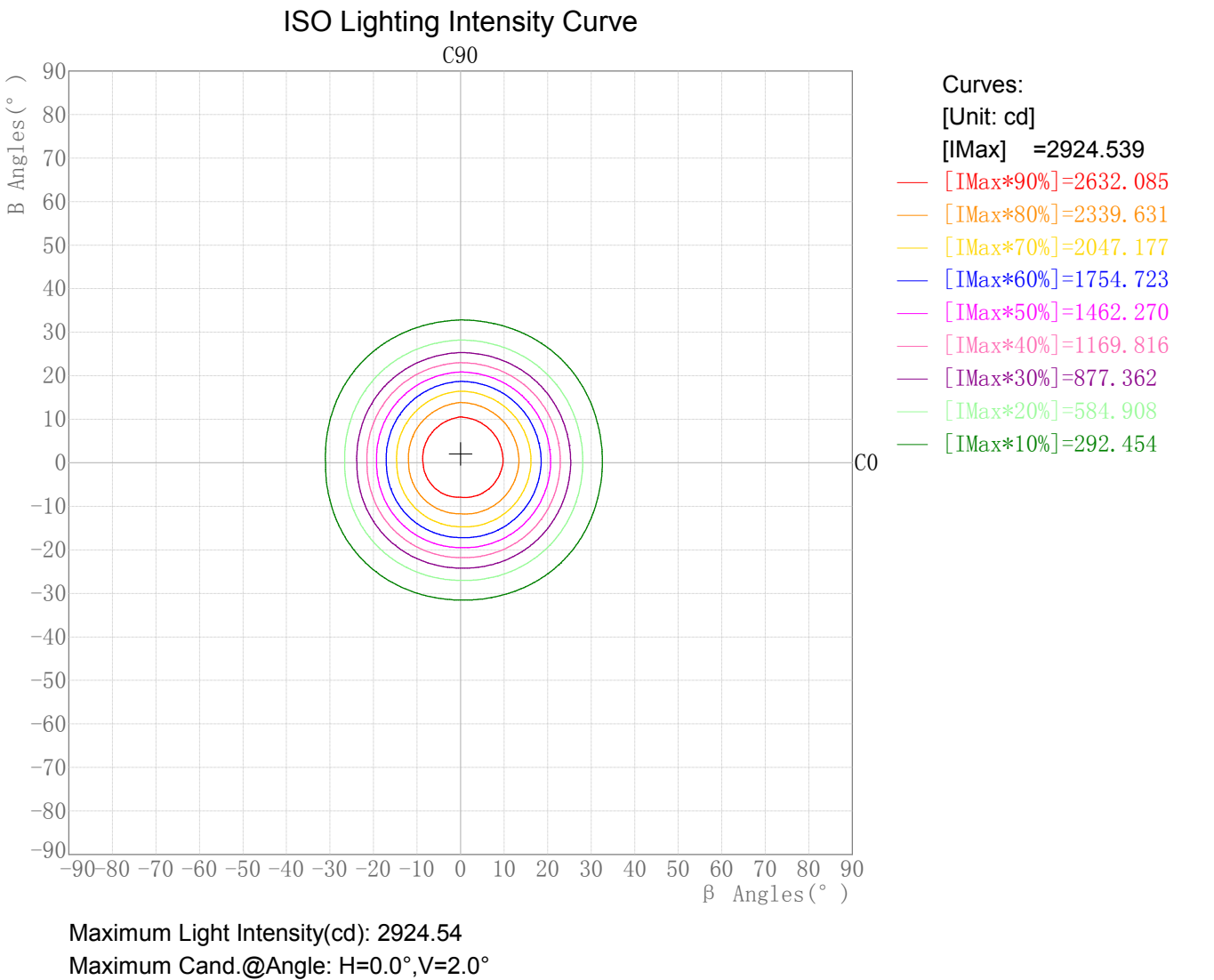
Photometric Filename:TR04-20-XX-01 3000K RA90 36D.IES

Zonal Flux Tabulation - (Cont.)

Zone ( γ )	Zone Flux (lm)	Sums Flux (lm)	Zone%Lamp	Sums%Lamp	Zone ( γ )	Zone Flux (lm)	Sums Flux (lm)	Zone%Lamp	Sums%Lamp
94. 0-95. 0	0. 58	1473. 41	0. 04	97. 60	141. 0-142. 0	0. 54	1495. 45	0. 04	99. 06
95. 0-96. 0	0. 57	1473. 98	0. 04	97. 64	142. 0-143. 0	0. 55	1496. 00	0. 04	99. 10
96. 0-97. 0	0. 56	1474. 53	0. 04	97. 68	143. 0-144. 0	0. 55	1496. 56	0. 04	99. 14
97. 0-98. 0	0. 54	1475. 08	0. 04	97. 71	144. 0-145. 0	0. 56	1497. 11	0. 04	99. 17
98. 0-99. 0	0. 53	1475. 61	0. 04	97. 75	145. 0-146. 0	0. 56	1497. 67	0. 04	99. 21
99. 0-100. 0	0. 52	1476. 13	0. 03	97. 78	146. 0-147. 0	0. 56	1498. 23	0. 04	99. 25
100. 0-101. 0	0. 51	1476. 65	0. 03	97. 82	147. 0-148. 0	0. 56	1498. 78	0. 04	99. 28
101. 0-102. 0	0. 51	1477. 15	0. 03	97. 85	148. 0-149. 0	0. 56	1499. 34	0. 04	99. 32
102. 0-103. 0	0. 50	1477. 65	0. 03	97. 88	149. 0-150. 0	0. 55	1499. 89	0. 04	99. 36
103. 0-104. 0	0. 49	1478. 14	0. 03	97. 92	150. 0-151. 0	0. 55	1500. 44	0. 04	99. 39
104. 0-105. 0	0. 48	1478. 62	0. 03	97. 95	151. 0-152. 0	0. 54	1500. 99	0. 04	99. 43
105. 0-106. 0	0. 47	1479. 09	0. 03	97. 98	152. 0-153. 0	0. 54	1501. 52	0. 04	99. 47
106. 0-107. 0	0. 46	1479. 55	0. 03	98. 01	153. 0-154. 0	0. 53	1502. 05	0. 04	99. 50
107. 0-108. 0	0. 46	1480. 01	0. 03	98. 04	154. 0-155. 0	0. 52	1502. 57	0. 03	99. 53
108. 0-109. 0	0. 45	1480. 46	0. 03	98. 07	155. 0-156. 0	0. 51	1503. 08	0. 03	99. 57
109. 0-110. 0	0. 44	1480. 90	0. 03	98. 10	156. 0-157. 0	0. 50	1503. 57	0. 03	99. 60
110. 0-111. 0	0. 44	1481. 34	0. 03	98. 13	157. 0-158. 0	0. 48	1504. 05	0. 03	99. 63
111. 0-112. 0	0. 43	1481. 77	0. 03	98. 16	158. 0-159. 0	0. 47	1504. 52	0. 03	99. 66
112. 0-113. 0	0. 43	1482. 19	0. 03	98. 19	159. 0-160. 0	0. 45	1504. 97	0. 03	99. 69
113. 0-114. 0	0. 42	1482. 62	0. 03	98. 21	160. 0-161. 0	0. 43	1505. 40	0. 03	99. 72
114. 0-115. 0	0. 42	1483. 04	0. 03	98. 24	161. 0-162. 0	0. 41	1505. 82	0. 03	99. 75
115. 0-116. 0	0. 42	1483. 45	0. 03	98. 27	162. 0-163. 0	0. 40	1506. 21	0. 03	99. 78
116. 0-117. 0	0. 41	1483. 87	0. 03	98. 30	163. 0-164. 0	0. 38	1506. 59	0. 02	99. 80
117. 0-118. 0	0. 41	1484. 28	0. 03	98. 32	164. 0-165. 0	0. 36	1506. 94	0. 02	99. 82
118. 0-119. 0	0. 41	1484. 69	0. 03	98. 35	165. 0-166. 0	0. 33	1507. 28	0. 02	99. 85
119. 0-120. 0	0. 41	1485. 10	0. 03	98. 38	166. 0-167. 0	0. 31	1507. 59	0. 02	99. 87
120. 0-121. 0	0. 41	1485. 51	0. 03	98. 41	167. 0-168. 0	0. 29	1507. 88	0. 02	99. 89
121. 0-122. 0	0. 41	1485. 93	0. 03	98. 43	168. 0-169. 0	0. 27	1508. 15	0. 02	99. 90
122. 0-123. 0	0. 42	1486. 35	0. 03	98. 46	169. 0-170. 0	0. 25	1508. 40	0. 02	99. 92
123. 0-124. 0	0. 42	1486. 77	0. 03	98. 49	170. 0-171. 0	0. 22	1508. 62	0. 01	99. 94
124. 0-125. 0	0. 42	1487. 19	0. 03	98. 52	171. 0-172. 0	0. 20	1508. 82	0. 01	99. 95
125. 0-126. 0	0. 43	1487. 62	0. 03	98. 54	172. 0-173. 0	0. 18	1509. 00	0. 01	99. 96
126. 0-127. 0	0. 43	1488. 05	0. 03	98. 57	173. 0-174. 0	0. 15	1509. 15	0. 01	99. 97
127. 0-128. 0	0. 44	1488. 49	0. 03	98. 60	174. 0-175. 0	0. 13	1509. 29	0. 01	99. 98
128. 0-129. 0	0. 45	1488. 94	0. 03	98. 63	175. 0-176. 0	0. 11	1509. 39	0. 01	99. 99
129. 0-130. 0	0. 45	1489. 39	0. 03	98. 66	176. 0-177. 0	0. 08	1509. 48	0. 01	99. 99
130. 0-131. 0	0. 46	1489. 86	0. 03	98. 69	177. 0-178. 0	0. 06	1509. 54	0. 00	100. 00
131. 0-132. 0	0. 47	1490. 33	0. 03	98. 72	178. 0-179. 0	0. 04	1509. 58	0. 00	100. 00
132. 0-133. 0	0. 48	1490. 80	0. 03	98. 76	179. 0-180. 0	0. 01	1509. 59	0. 00	100. 00
133. 0-134. 0	0. 49	1491. 29	0. 03	98. 79					
134. 0-135. 0	0. 49	1491. 78	0. 03	98. 82					
135. 0-136. 0	0. 50	1492. 29	0. 03	98. 85					
136. 0-137. 0	0. 51	1492. 80	0. 03	98. 89					
137. 0-138. 0	0. 52	1493. 31	0. 03	98. 92					
138. 0-139. 0	0. 53	1493. 84	0. 03	98. 96					
139. 0-140. 0	0. 53	1494. 37	0. 04	98. 99					
140. 0-141. 0	0. 54	1494. 91	0. 04	99. 03					

Rectangle ISO Lighting Intensity Diagram

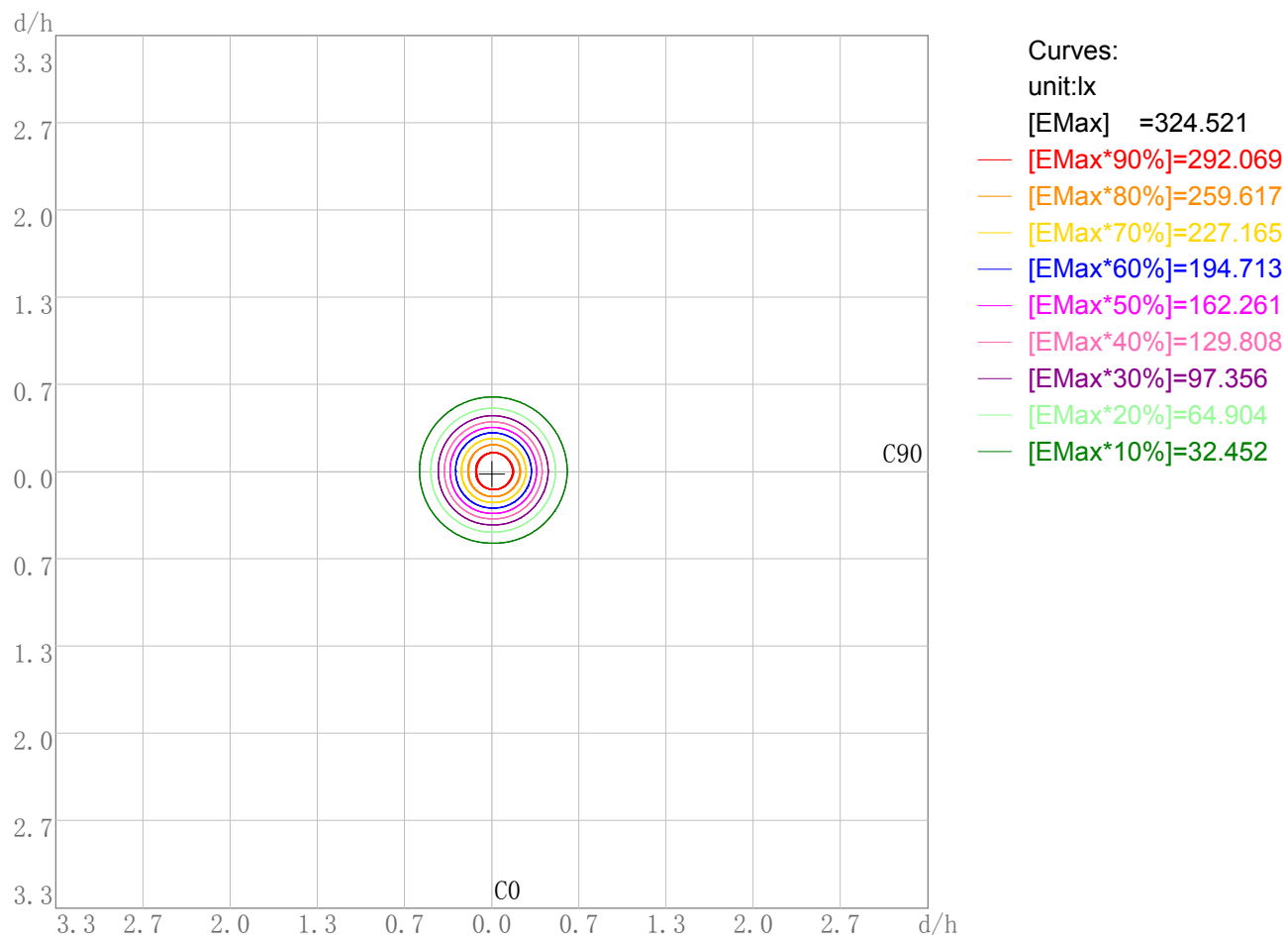
Lum. Name:TR04-20-XX-01 3000K RA90 36D	Lum. Catelog:	Test ID:QIU MEI
Lamp Name:	Lamp Catelog:LED	Test Lab:Quality Department
Manufacture:Shenzhen Norming Lighting Co., Ltd	Test Machine:GON-2000	Test Date:2019/09/05



Plane ISO-Illuminance Diagram

Lum. Name:TR04-20-XX-01 3000K RA90 36D	Lum. Catelog:	Test ID:QIU MEI
Lamp Name:	Lamp Catelog:LED	Test Lab:Quality Department
Manufacture:Shenzhen Norming Lighting Co., Ltd	Test Machine:GON-2000	Test Date:2019/09/05

Plane ISO-Illuminance Curve

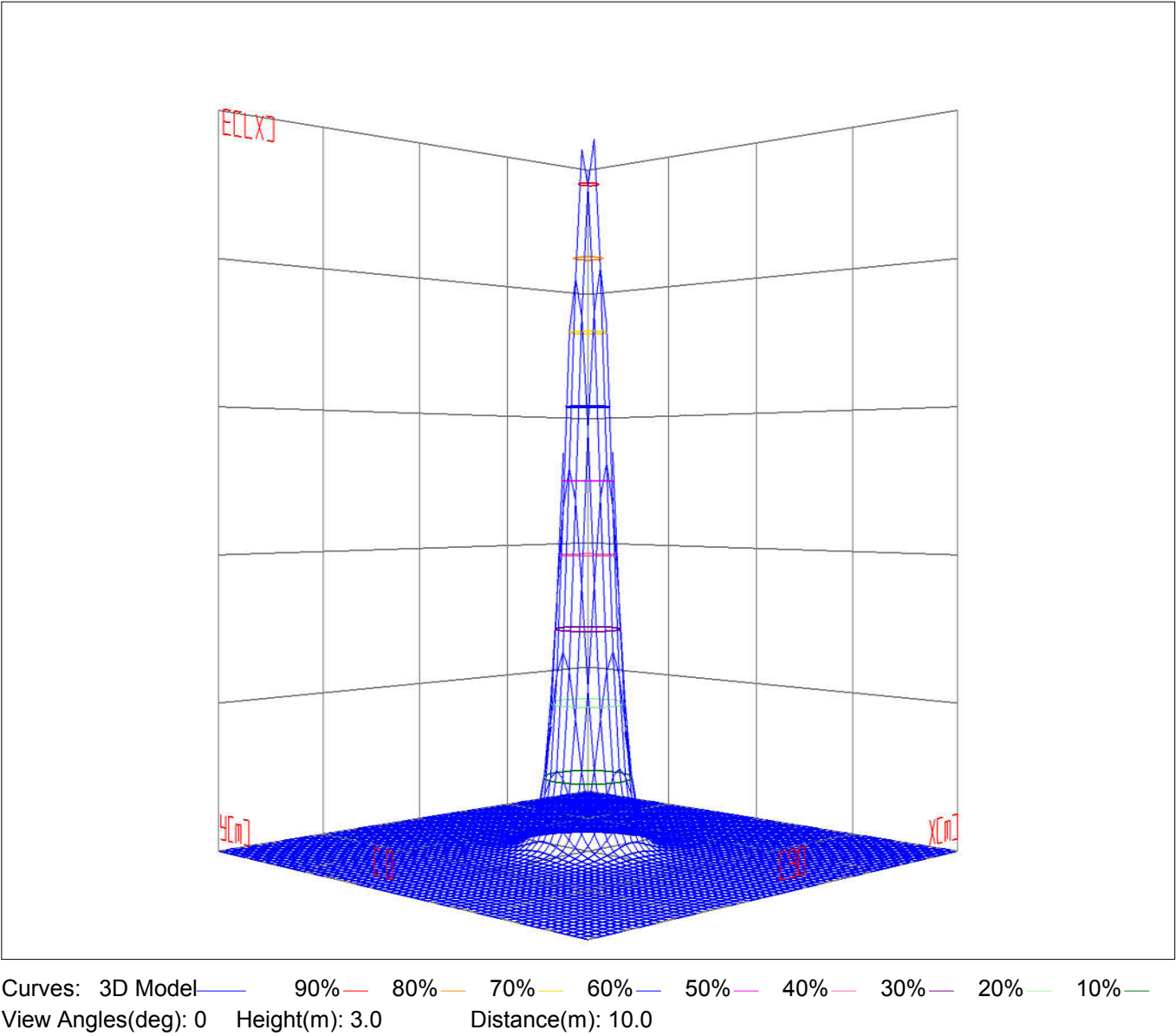


Working Plane Luminaire Mounting Height(m): 3.00  
Working Plane Maximum Illuminance(lx): 324.52  
Working Plane Maximum Illuminance Position(d/h):H0.0 V0.0

3D Plane ISO Illuminance Diagram

Lum. Name:TR04-20-XX-01 3000K RA90 36D	Lum. Catelog:	Test ID:QIU MEI
Lamp Name:	Lamp Catelog:LED	Test Lab:Quality Department
Manufacture:Shenzhen Norming Lighting Co., Ltd	Test Machine:GON-2000	Test Date:2019/09/05

3D Plane Illuminance Modal

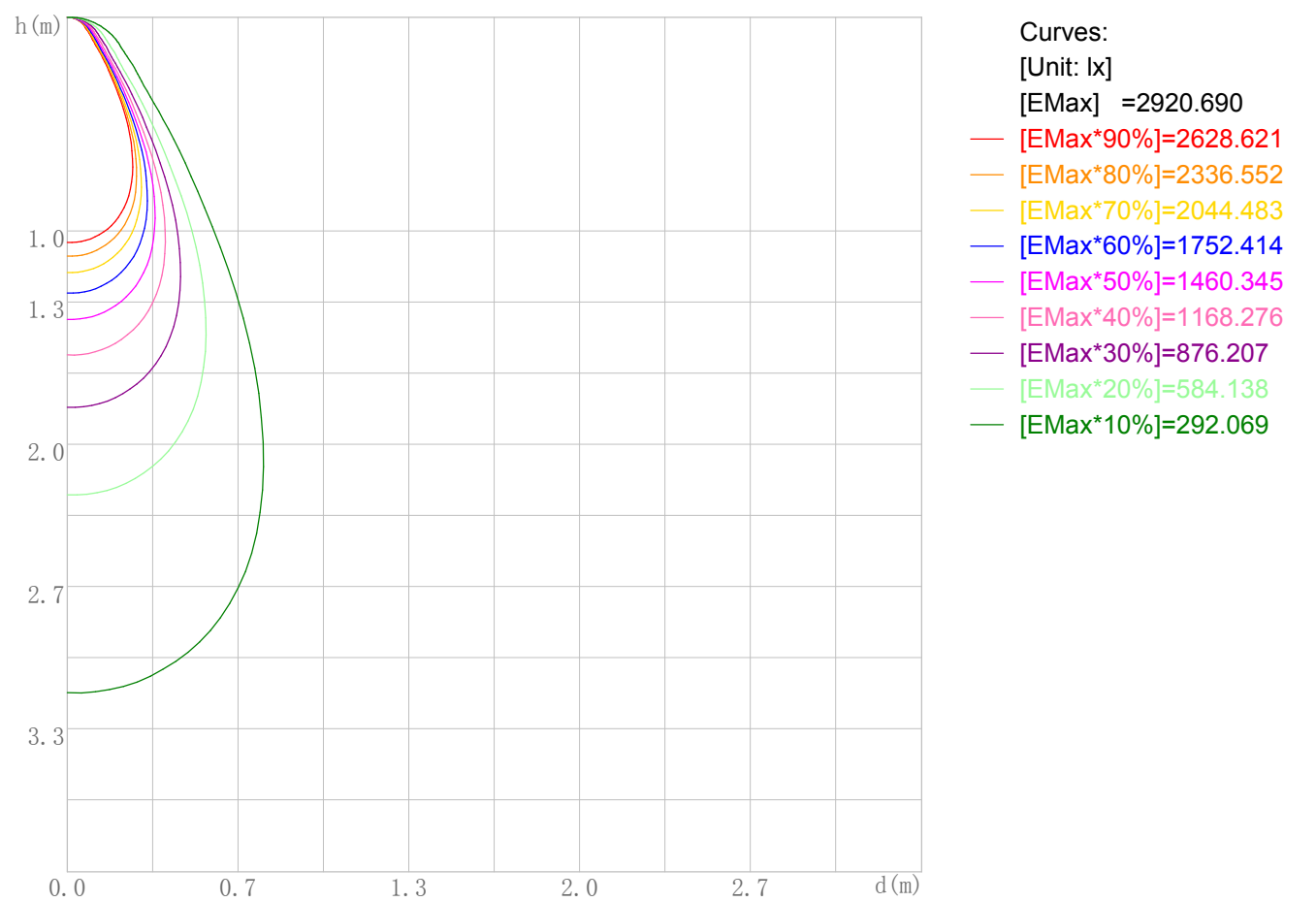




Space ISO Illuminance Diagram

Lum. Name:TR04-20-XX-01 3000K RA90 36D	Lum. Catelog:	Test ID:QIU MEI
Lamp Name:	Lamp Catelog:LED	Test Lab:Quality Department
Manufacture:Shenzhen Norming Lighting Co., Ltd	Test Machine:GON-2000	Test Date:2019/09/05

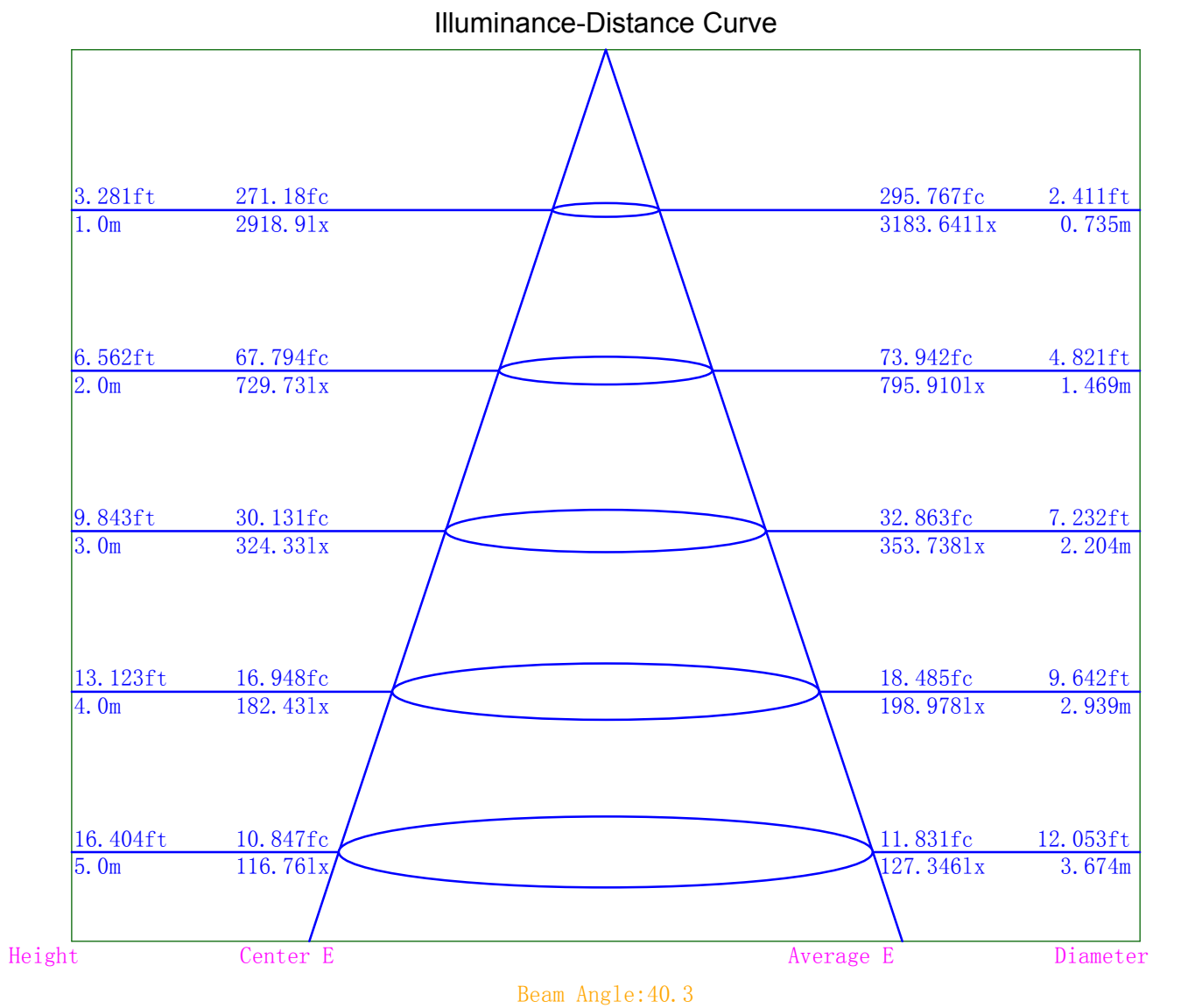
Space ISO Illuminance Curve



Space Plane Maximum Illuminance and @Angle:2920.69lx,1.0deg  
Plane Maximum Lighting Intensity and @Angle:2922.025cd,0eg

Illuminance-Distance Diagram

Lum. Name:TR04-20-XX-01 3000K RA90 36D	Lum. Catelog:	Test ID:QIU MEI
Lamp Name:	Lamp Catelog:LED	Test Lab:Quality Department
Manufacture:Shenzhen Norming Lighting Co., Ltd	Test Machine:GON-2000	Test Date:2019/09/05



Indoor Luminance Limiting Curves

Lum. Name:TR04-20-XX-01 3000K RA90 36D	Lum. Catalog:	Test ID:QIU MEI
Lamp Name:	Lamp Catalog:LED	Test Lab:Quality Department
Manufacture:Shenzhen Norming Lighting Co., Ltd	Test Machine:GON-2000	Test Date:2019/09/05

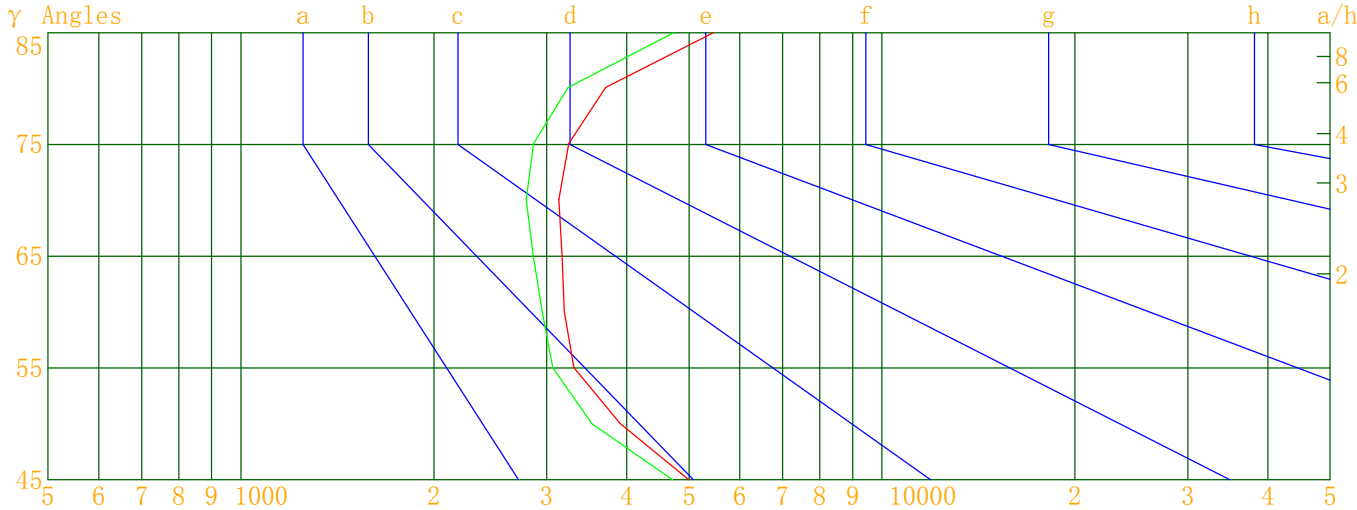
Glare Grade Table

GI	Quality	Using Illuminance							
1.15	A	2000	1000	500	<=300				
1.5	B		2000	1000	500	<=300			
1.85	C			2000	1000	500	<=300		
2.2	D				2000	1000	500	<=300	
2.55	E	a				2000	1000	500	<=300
			b	c	d	e	f	g	h

Luminance Table

Gama (deg)	45	50	55	60	65	70	75	80	85
C0	4999	3908	3308	3195	3169	3132	3246	3705	5454
C90	4711	3527	3065	2952	2857	2785	2860	3238	4728

Luminance Limiting Curve



Luminous Size:

Length(m)=0.060

Width(m)=0.060

Height(m)=0.250

Area(m^2)=0.018600

Luminous Type:

Without Luminous Side

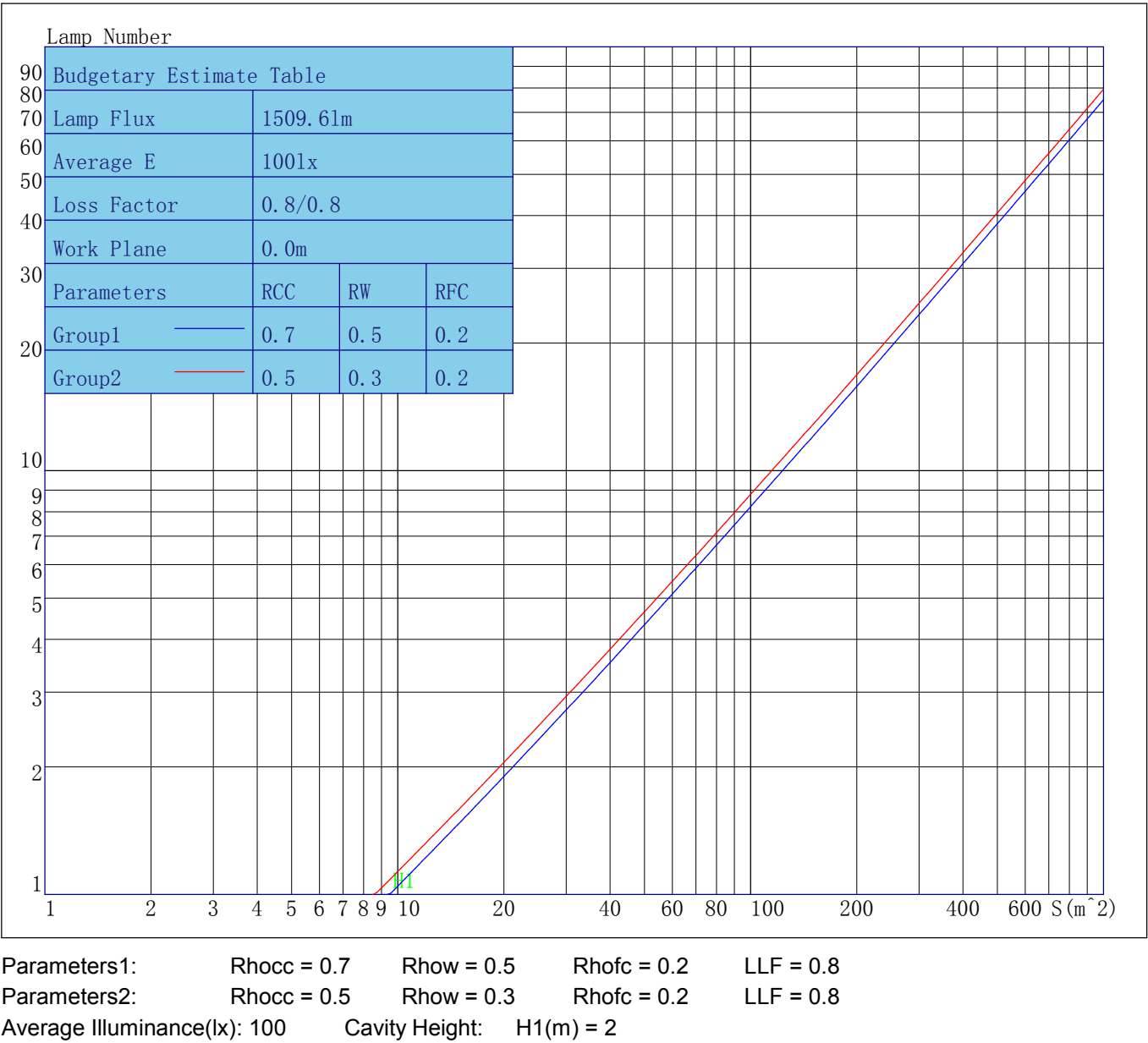
Luminous Curves:

C0-C180 Color: —

C90-C270 Color: —

Indoor Budgetary Estimate Table

Lum. Name:TR04-20-XX-01 3000K RA90 36D	Lum. Catelog:	Test ID:QIU MEI
Lamp Name:	Lamp Catelog:LED	Test Lab:Quality Department
Manufacture:Shenzhen Norming Lighting Co., Ltd	Test Machine:GON-2000	Test Date:2019/09/05



Indoor Coefficient of Utilization Table

Lum. Name:TR04-20-XX-01 3000K RA90 36D	Lum. Catelog:	Test ID:QIU MEI
Lamp Name:	Lamp Catelog:LED	Test Lab:Quality Department
Manufacture:Shenzhen Norming Lighting Co., Ltd	Test Machine:GON-2000	Test Date:2019/09/05

Coefficients of Utilization – Zonal Cavity Method																		
Coef.	Effective Floor Cavity Reflectance RFC=0.20																	
RhoCC (%)	80				70				50			30			10			0
RhoW (%)	70	50	30	10	70	50	30	10	50	30	10	50	30	10	50	30	10	0
RCR	Coefficient of Utilization(%)																	
0	118	118	118	118	115	115	115	115	110	110	110	104	104	104	100	100	100	97
1	113	110	108	105	110	108	105	103	103	101	100	99	98	96	95	94	93	91
2	108	103	99	96	105	101	97	94	97	95	92	94	92	90	91	89	87	86
3	103	97	92	88	101	95	91	87	92	89	86	89	86	84	87	84	82	81
4	98	91	86	82	96	90	85	82	88	83	80	85	82	79	83	80	78	76
5	94	86	81	77	92	85	80	77	83	79	76	81	78	75	80	76	74	72
6	90	82	77	73	89	81	76	72	79	75	72	78	74	71	76	73	70	69
7	86	78	73	69	85	77	72	69	76	71	68	74	70	67	73	70	67	66
8	83	74	69	65	82	74	69	65	73	68	65	71	67	64	70	67	64	63
9	80	71	66	62	79	71	66	62	70	65	62	69	64	62	68	64	61	60
10	77	68	63	60	76	68	63	59	67	62	59	66	62	59	65	61	59	57

Unified Glare Rating Table

Lum. Name: TR04-20-XX-01 3000K RA90 36D	Lum. Catalog:	Test ID: QIU MEI
Lamp Name:	Lamp Catalog: LED	Test Lab: Quality Department
Manufacture: Shenzhen Norming Lighting Co., Ltd	Test Machine:GON-2000	Test Date: 2019/09/05

Unified Glare Rating Table

Ceiling RCC		0.70	0.70	0.50	0.50	0.30	0.70	0.70	0.50	0.50	0.30
Wall RW		0.50	0.30	0.50	0.30	0.30	0.50	0.30	0.50	0.30	0.30
Floor RFC		0.20	0.20	0.20	0.20	0.20	0.20	0.20	0.20	0.20	0.20
Room Size		Vewed crosswise					Vewed endwise				
X=2H	Y=2H	12.4	13.3	12.8	13.7	14.1	12.1	13.1	12.6	13.5	13.9
	Y=3H	13.3	14.1	13.7	14.5	15.0	12.9	13.8	13.4	14.2	14.6
	Y=4H	13.8	14.6	14.2	15.0	15.4	13.4	14.2	13.8	14.6	15.0
	Y=6H	14.3	15.1	14.8	15.5	16.0	13.8	14.6	14.3	15.0	15.5
	Y=8H	14.6	15.3	15.1	15.8	16.2	14.1	14.8	14.6	15.2	15.7
	Y=12H	15.0	15.6	15.4	16.1	16.6	14.4	15.1	14.9	15.5	16.0
X=4H	Y=2H	12.6	13.4	13.0	13.8	14.2	12.3	13.1	12.8	13.5	14.0
	Y=3H	13.7	14.4	14.2	14.9	15.3	13.4	14.0	13.8	14.5	15.0
	Y=4H	14.4	15.0	14.9	15.5	16.0	14.0	14.6	14.4	15.0	15.5
	Y=6H	15.2	15.7	15.7	16.2	16.7	14.6	15.1	15.2	15.6	16.2
	Y=8H	15.6	16.0	16.1	16.5	17.1	15.0	15.5	15.5	16.0	16.5
	Y=12H	16.0	16.4	16.6	17.0	17.5	15.4	15.8	15.9	16.3	16.9
X=8H	Y=4H	14.6	15.1	15.1	15.6	16.1	14.2	14.7	14.7	15.2	15.7
	Y=6H	15.6	16.0	16.1	16.5	17.1	15.1	15.4	15.6	16.0	16.6
	Y=8H	16.1	16.5	16.7	17.0	17.6	15.6	15.9	16.1	16.5	17.0
	Y=12H	16.8	17.1	17.4	17.6	18.3	16.2	16.5	16.7	17.0	17.6
X=12H	Y=4H	14.6	15.1	15.2	15.6	16.1	14.2	14.6	14.7	15.2	15.7
	Y=6H	15.7	16.0	16.3	16.5	17.1	15.2	15.5	15.7	16.0	16.6
	Y=8H	16.3	16.6	16.9	17.1	17.8	15.8	16.0	16.3	16.6	17.2
Variations with the objverver position at spacings											
S=1.0H		0.2/-0.2					0.2/-0.2				
S=1.5H		0.4/-0.4					0.4/-0.4				
S=2.0H		0.4/-0.5					0.5/-0.5				
Reduced UGR Table:											
Nordic Standard Table:		BK0					BK0				
Correction Value		2.9					2.7				

o the CIE Pub.117, data has been corrected, refers to the lamp's lumens 8.2flm.

**IES Indoor Report**  
**Photometric Filename:TR04-20-XX-01 3000K RA90 36D.IES**

---

**Candela Tabulation**

V/H	C0.0	C90.0	C180.0	C270.0
γ 0.0	2918.94	2918.94	2918.94	2918.94
γ 1.0	2922.02	2921.92	2916.41	2896.21
γ 2.0	2916.80	2924.54	2904.19	2876.16
γ 3.0	2904.59	2920.01	2886.80	2850.22
γ 4.0	2886.44	2908.47	2862.10	2817.78
γ 5.0	2860.06	2888.65	2832.34	2778.48
γ 6.0	2825.17	2862.81	2791.07	2736.20
γ 7.0	2781.39	2830.81	2739.03	2686.35
γ 8.0	2733.39	2789.18	2677.02	2627.23
γ 9.0	2678.10	2735.23	2604.42	2558.38
γ 10.0	2614.91	2670.00	2521.40	2482.42
γ 11.0	2544.72	2596.75	2430.95	2401.48
γ 12.0	2465.49	2513.96	2334.41	2315.58
γ 13.0	2377.89	2422.62	2231.24	2221.86
γ 14.0	2282.18	2324.07	2122.97	2122.33
γ 15.0	2180.41	2217.71	2008.18	2014.01
γ 16.0	2068.60	2101.40	1886.66	1898.49
γ 17.0	1948.98	1978.30	1760.80	1778.21
γ 18.0	1821.84	1847.63	1631.91	1654.38
γ 19.0	1691.17	1713.49	1499.40	1526.72
γ 20.0	1557.05	1578.15	1367.27	1398.46
γ 21.0	1421.01	1440.40	1234.29	1269.60
γ 22.0	1288.24	1302.87	1105.18	1142.82
γ 23.0	1159.21	1168.77	979.34	1020.02
γ 24.0	1033.97	1035.88	857.08	900.17
γ 25.0	911.41	912.59	742.91	786.59
γ 26.0	797.16	796.75	641.41	681.17
γ 27.0	690.12	692.73	549.31	586.42
γ 28.0	592.52	600.43	469.81	503.89
γ 29.0	506.16	518.56	401.04	431.61
γ 30.0	431.59	445.88	342.70	369.27
γ 31.0	368.73	382.71	293.43	316.28
γ 32.0	317.45	329.09	252.79	272.30
γ 33.0	274.76	284.00	215.55	234.67
γ 34.0	238.31	243.72	185.95	201.36
γ 35.0	206.83	209.40	158.27	172.99
γ 36.0	180.30	179.62	136.19	147.20
γ 37.0	157.20	153.91	116.70	126.29
γ 38.0	137.06	132.53	100.43	108.60
γ 39.0	120.75	114.74	86.95	94.15
γ 40.0	106.42	100.44	76.31	82.62
γ 41.0	94.56	88.82	67.99	73.44
γ 42.0	84.76	79.55	61.60	66.12
γ 43.0	77.06	72.48	56.80	60.59
γ 44.0	70.84	66.79	52.87	56.32
γ 45.0	65.75	61.96	49.44	52.80
γ 46.0	61.41	57.51	46.16	49.69

Candela Tabulation - (Cont.)

V/H	C0.0	C90.0	C180.0	C270.0
γ 47.0	57.58	53.24	42.81	46.79
γ 48.0	53.95	49.03	39.31	43.81
γ 49.0	50.34	45.05	36.73	40.68
γ 50.0	46.72	42.17	34.87	38.49
γ 51.0	43.86	39.77	33.29	36.82
γ 52.0	41.37	37.69	31.95	35.43
γ 53.0	39.10	35.90	30.85	34.17
γ 54.0	37.12	34.09	29.83	32.89
γ 55.0	35.29	32.70	28.98	31.81
γ 56.0	33.91	31.52	28.27	30.97
γ 57.0	32.76	30.46	27.53	30.22
γ 58.0	31.73	29.42	26.82	29.50
γ 59.0	30.70	28.44	26.12	28.78
γ 60.0	29.71	27.45	25.38	28.04
γ 61.0	28.74	26.46	24.62	27.28
γ 62.0	27.79	25.48	23.87	26.45
γ 63.0	26.83	24.56	23.07	25.66
γ 64.0	25.90	23.54	22.15	24.79
γ 65.0	24.91	22.46	21.23	23.78
γ 66.0	23.84	21.40	20.36	22.80
γ 67.0	22.81	20.44	19.49	21.88
γ 68.0	21.82	19.51	18.65	20.96
γ 69.0	20.86	18.60	17.80	20.07
γ 70.0	19.92	17.72	16.99	19.17
γ 71.0	19.02	16.86	16.21	18.31
γ 72.0	18.12	16.05	15.43	17.47
γ 73.0	17.26	15.26	14.68	16.65
γ 74.0	16.43	14.50	13.94	15.85
γ 75.0	15.62	13.77	13.24	15.07
γ 76.0	14.84	13.06	12.56	14.31
γ 77.0	14.09	12.38	11.91	13.58
γ 78.0	13.35	11.72	11.27	12.87
γ 79.0	12.64	11.08	10.64	12.18
γ 80.0	11.97	10.46	10.03	11.51
γ 81.0	11.30	9.86	9.44	10.85
γ 82.0	10.65	9.29	8.88	10.22
γ 83.0	10.03	8.72	8.34	9.60
γ 84.0	9.43	8.19	7.81	9.00
γ 85.0	8.84	7.66	7.30	8.42
γ 86.0	8.28	7.16	6.82	7.87
γ 87.0	7.75	6.68	6.35	7.33
γ 88.0	7.24	6.22	5.91	6.82
γ 89.0	6.73	5.79	5.59	6.34
γ 90.0	6.28	5.56	5.46	6.02
γ 91.0	6.07	5.44	5.34	5.88
γ 92.0	5.93	5.34	5.24	5.75
γ 93.0	5.81	5.23	5.13	5.62



Candela Tabulation - (Cont.)

V/H	C0.0	C90.0	C180.0	C270.0
γ 94.0	5.69	5.14	5.03	5.51
γ 95.0	5.57	5.04	4.93	5.41
γ 96.0	5.46	4.95	4.85	5.30
γ 97.0	5.37	4.87	4.78	5.21
γ 98.0	5.26	4.78	4.70	5.11
γ 99.0	5.16	4.71	4.64	5.03
γ 100.0	5.07	4.63	4.58	4.95
γ 101.0	4.99	4.56	4.52	4.87
γ 102.0	4.91	4.50	4.46	4.80
γ 103.0	4.83	4.43	4.41	4.74
γ 104.0	4.74	4.36	4.37	4.68
γ 105.0	4.67	4.31	4.32	4.63
γ 106.0	4.60	4.25	4.29	4.58
γ 107.0	4.54	4.20	4.25	4.55
γ 108.0	4.47	4.15	4.23	4.50
γ 109.0	4.42	4.11	4.21	4.47
γ 110.0	4.36	4.07	4.19	4.44
γ 111.0	4.32	4.03	4.18	4.43
γ 112.0	4.27	4.00	4.18	4.41
γ 113.0	4.24	3.99	4.19	4.41
γ 114.0	4.22	3.97	4.20	4.41
γ 115.0	4.20	3.96	4.22	4.42
γ 116.0	4.19	3.96	4.24	4.44
γ 117.0	4.19	3.97	4.28	4.46
γ 118.0	4.19	3.99	4.34	4.51
γ 119.0	4.20	4.03	4.40	4.55
γ 120.0	4.23	4.06	4.46	4.60
γ 121.0	4.27	4.11	4.55	4.68
γ 122.0	4.32	4.17	4.64	4.75
γ 123.0	4.38	4.23	4.74	4.84
γ 124.0	4.45	4.31	4.85	4.96
γ 125.0	4.53	4.41	4.97	5.08
γ 126.0	4.62	4.52	5.10	5.20
γ 127.0	4.73	4.63	5.26	5.35
γ 128.0	4.85	4.75	5.42	5.49
γ 129.0	4.98	4.90	5.59	5.66
γ 130.0	5.13	5.04	5.78	5.84
γ 131.0	5.29	5.21	5.97	6.03
γ 132.0	5.46	5.38	6.18	6.22
γ 133.0	5.64	5.57	6.39	6.42
γ 134.0	5.84	5.77	6.60	6.63
γ 135.0	6.04	5.97	6.82	6.86
γ 136.0	6.26	6.19	7.06	7.08
γ 137.0	6.47	6.41	7.30	7.31
γ 138.0	6.71	6.64	7.54	7.55
γ 139.0	6.96	6.87	7.79	7.79
γ 140.0	7.20	7.12	8.04	8.03

Candela Tabulation - (Cont.)

V/H	C0.0	C90.0	C180.0	C270.0
γ 141.0	7.44	7.35	8.30	8.29
γ 142.0	7.69	7.60	8.55	8.52
γ 143.0	7.94	7.86	8.80	8.77
γ 144.0	8.21	8.11	9.06	9.01
γ 145.0	8.46	8.36	9.32	9.26
γ 146.0	8.72	8.60	9.57	9.48
γ 147.0	8.98	8.87	9.82	9.73
γ 148.0	9.22	9.12	10.06	9.96
γ 149.0	9.47	9.35	10.29	10.17
γ 150.0	9.72	9.60	10.51	10.40
γ 151.0	9.95	9.83	10.74	10.60
γ 152.0	10.18	10.06	10.96	10.80
γ 153.0	10.40	10.27	11.16	10.99
γ 154.0	10.61	10.47	11.34	11.15
γ 155.0	10.81	10.67	11.51	11.31
γ 156.0	11.00	10.86	11.67	11.46
γ 157.0	11.17	11.03	11.81	11.60
γ 158.0	11.32	11.19	11.95	11.71
γ 159.0	11.47	11.34	12.06	11.82
γ 160.0	11.60	11.46	12.14	11.91
γ 161.0	11.70	11.58	12.22	11.98
γ 162.0	11.81	11.68	12.28	12.05
γ 163.0	11.89	11.78	12.34	12.11
γ 164.0	11.97	11.86	12.39	12.14
γ 165.0	12.03	11.93	12.42	12.18
γ 166.0	12.08	11.99	12.46	12.22
γ 167.0	12.14	12.05	12.49	12.25
γ 168.0	12.18	12.10	12.51	12.29
γ 169.0	12.23	12.16	12.53	12.31
γ 170.0	12.27	12.20	12.56	12.34
γ 171.0	12.31	12.25	12.58	12.37
γ 172.0	12.37	12.30	12.60	12.40
γ 173.0	12.41	12.35	12.63	12.44
γ 174.0	12.46	12.41	12.65	12.47
γ 175.0	12.49	12.46	12.68	12.52
γ 176.0	12.53	12.51	12.69	12.56
γ 177.0	12.58	12.56	12.70	12.60
γ 178.0	12.63	12.60	12.71	12.63
γ 179.0	12.68	12.62	12.72	12.66
γ 180.0	12.69	12.69	12.69	12.69